

●Part Number Guide

T-M-FF.FFFM-LC-FTFS-OT-ESR-TR-S

T(Type 型号): SB=HC-49S,3 Leads with height of 3.38mm Max
SB2=HC-49S,3 Leads with height of 2.8mm Max
SB3=HC-49S,3 Leads with height of 2.5mm Max

M(Mode of Operation 振荡模式):F=Fundamental T=Third Overtone, etc

F(Frequency 标称频率):Normal – 5 digitals of Frequency, e.g. 8.0000M, 12.000M
Special – All digitals of Frequency, e.g. 13.225625M

LC(Load Capacitance 负载电容):20=20pf 00=series, etc

FT(Frequency Tolerance 调整频差):30=±30ppm, etc


FS(Frequency Stability 温度频差):50=±50ppm, etc

OT(Operating Temperature 工作温度):1060=-10℃ to +60℃ 4085=-40℃ to +85℃, etc

ESR(Equivalent Series Resistance 等效阻抗)

TR(Tape and Reel 编带)

S(Special Requirement 特殊要求)



●Electrical Specifications 电气参数

型号	Holder Type	HC-49U/S
频率范围	Frequency Range	3.2000MHz to 130.00MHz ※(See Notes)
调整频差	Frequency Tolerance (ΔF) (at25℃)	±10ppm to ±100ppm
温度频差	Frequency Stability	±10ppm to ±100ppm
工作温度范围	Operating Temperature Range	-10℃~+60℃ to -40℃~+85℃
储存温度范围	Storage Temperature Range	-40℃~+85℃ / -55℃~+125℃
老化	Aging (25℃)	±5ppm/Year Maximum
静电容	Shunt Capacitance (C0)	7pF Maximum
激励功率	Drive Level	100μW Typical
绝缘阻抗	Insulation Resistance (Rs)	500 Mega ohms Minimum at D.C100V
负载电容	Load Capacitance (CL)	Suggested by customer

※ Notes: for 2.5mm height, lowest frequency is 10 MHz
for 2.8mm height, lowest frequency is 6 MHz

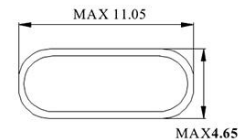
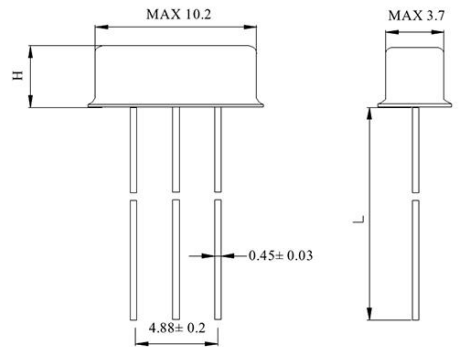
●Equivalent Series Resistance and Mode of Operation

等效阻抗和振荡模式

Frequency Range 频率范围	ESR (Ω) 等效阻抗	Mode 振荡模式
3.2000-3.5790MHz	250Max	Fundamental
3.5790-4.0000 MHz	150 Max	Fundamental
4.0000-5.0000 MHz	120 Max	Fundamental
5.0000-6.0000 MHz	100 Max	Fundamental
6.0000-7.0000 MHz	80 Max	Fundamental
7.0000-10.000 MHz	60 Max	Fundamental
10.000-14.000 MHz	50 Max	Fundamental
14.000-20.000 MHz	40 Max	Fundamental
≥20.000MHz	30/40(BT cut) Max	Fundamental
24.000-35.000 MHz	100 Max	Third Overtone
≥35.000 MHz	80 Max	Third Overtone

● Mechanical Dimensions 外型尺寸

SB:THREE LEADS(三引线) UNIT(单位): mm(毫米)



UNIT(单位): mm(毫米)
H: S=3.38mm MAX
S2=2.8mm MAX
S3=2.5mm MAX

L=13.2mm or 20.0mm Typical
(For taping only 20.0mm suitable)

● Reflow Condition 回流焊条件

